


FREE RESOURCE

CLASSROOM RULES POSTERS

INCLUDES 15 POSTERS



HOW2TEACH

IF YOUR WORDS OR ACTIONS:

I N T E R F E R E

WITH LEARNING

H U R T

SOMEONE'S HEART

OR

P R E V E N T

YOU FROM BEING YOUR BEST

**YOU SHOULD NOT BE SAYING IT,
YOU SHOULD NOT BE DOING IT.**

PERIOD

RESPECT

RESPECT

RESPECT

RESPECT


RESPECT

RESPECT



**IN THIS
CLASSROOM,
WE SUPPORT
THE LEARNING,
WELL-BEING,
AND SAFETY
OF OURSELVES
AND OTHERS**

DO
THE
RIGHT
THING.




Leave this
classroom
each day as a
better version
of yourself

Be the
example
and show
kindness
in all you
do and say.

1. Help everyone
feel good inside

2. TAKE CARE OF OUR
CLASSROOM


3. Keep everyone
safe

A string of teal bunting flags with black outlines, tied at both ends with black bows.

BE
SAFE

A string of yellow-green bunting flags with black outlines, tied at both ends with black bows.

BE
RESPECTFUL

A string of pink bunting flags with black outlines, tied at both ends with black bows.

BE
RESPONSIBLE

R E S P E C T

yourself

R E S P E C T

others

R E S P E C T

our classroom


Keep your
hands and feet
to self

REMEMBER THE
GOLDEN RULE



**DO YOUR BEST
WORK**




We Follow the 3 R's



RESPECT.

RESPONSIBILITY.

**READY TO
LEARN.**



Listen to and follow
DIRECTIONS

Enter and exit
PREPARED

Always do your BEST

Respect others

NO EXCUSES



CLEAN UP WHAT
YOU MESS UP



TREAT OTHERS THE
WAY THAT THEY
WOULD LIKE TO BE
TREATED



ALLOW OTHERS TO
LEARN

ASSUME THE BEST
IN OTHERS



DIAL UP EXCELLENCE

D I DO what I am asked

I I use kind words and actions

A I AWLAYS take care of my classroom and classmates

L I am a LEADER of learning


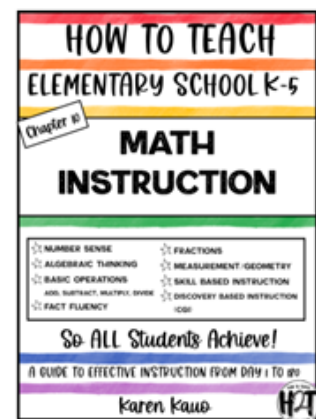

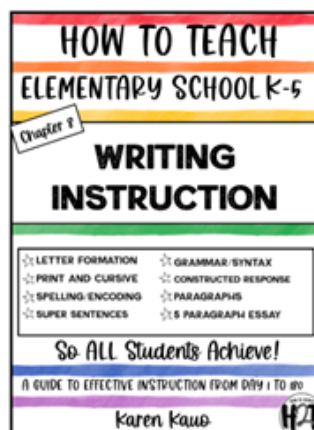
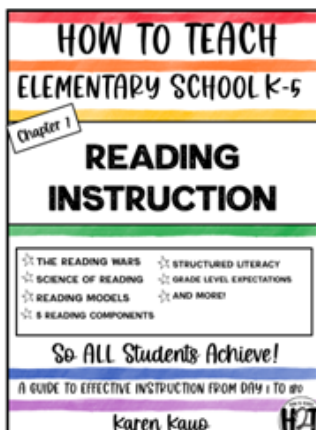

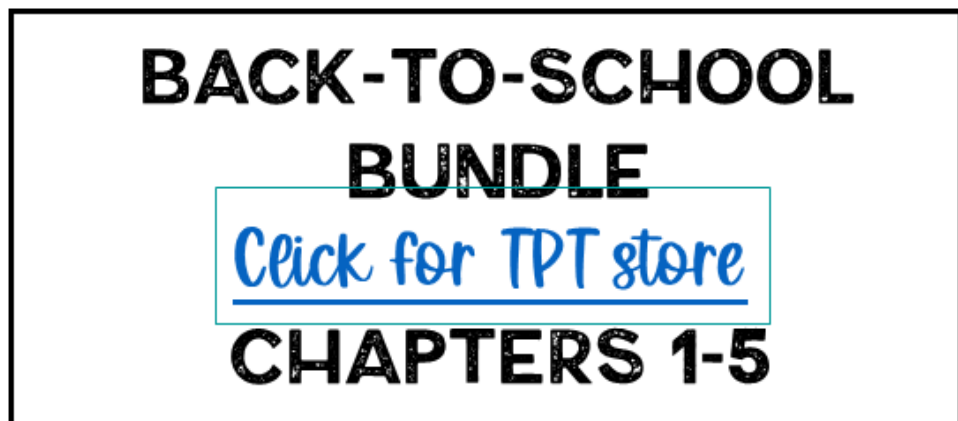

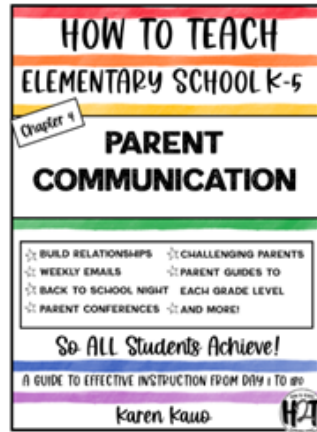
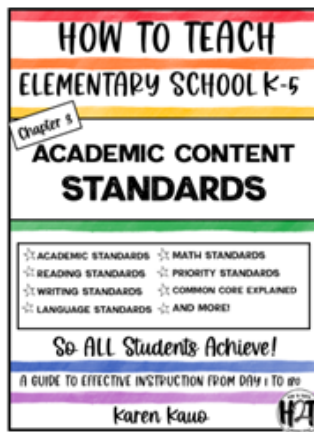
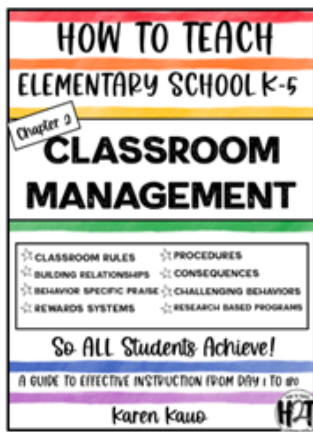
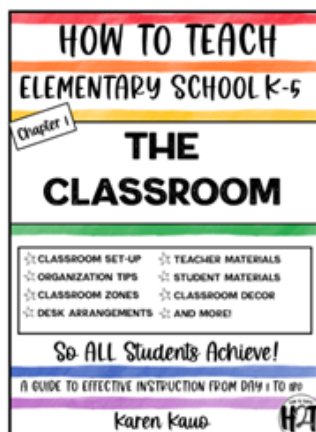
CLASSROOM RULES



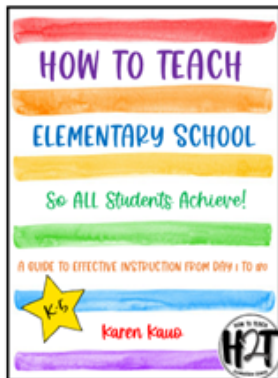
1. Follow directions quickly
2. Raise your hand to speak and leave your seat
3. Be prepared for learning
4. Be respectful of yourself and others
5. Always do your best



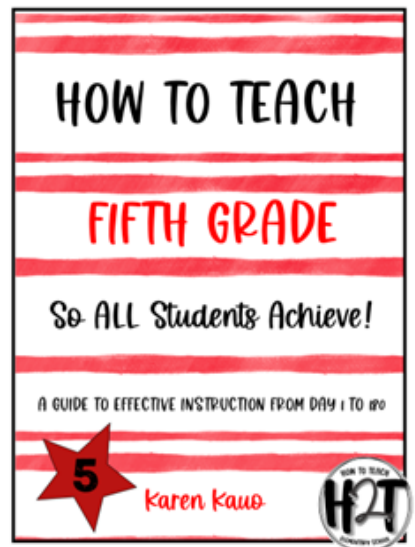
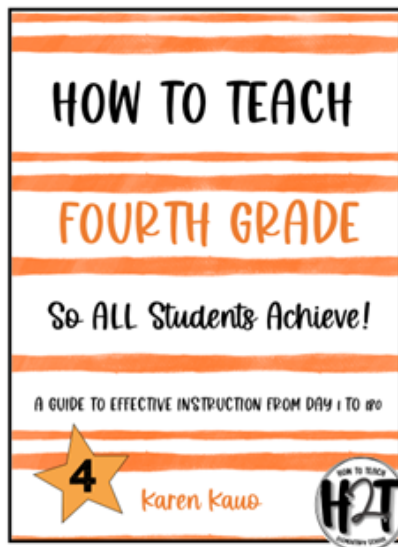
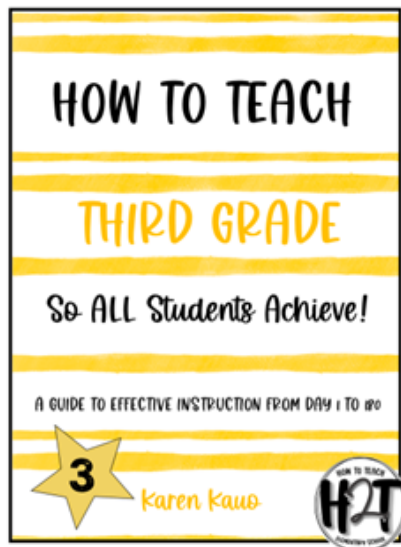
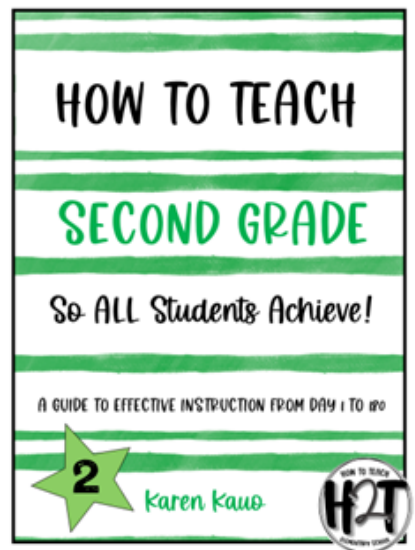
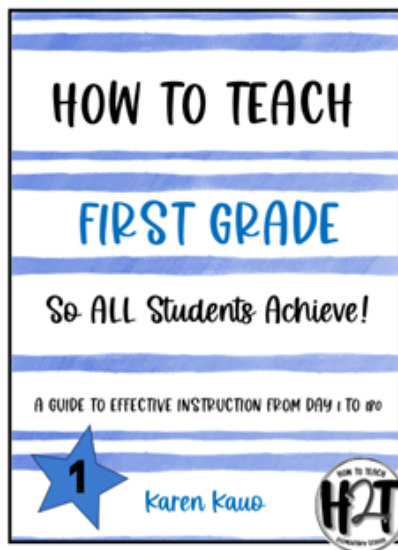
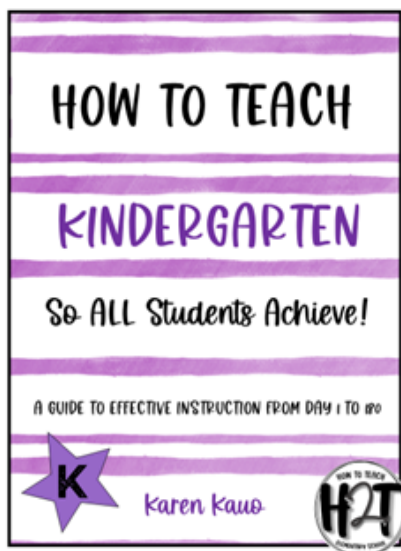
CHECK OUT ALL THE CHAPTERS FROM THE HOW TO TEACH SERIES



ALSO AVAILABLE: GRADE LEVEL SPECIFIC BUNDLES



GRAB THE K-5 GROWING BUNDLE! 16 CHAPTERS



HOW TO TEACH ELEMENTARY SCHOOL


THANK YOU:

Thank you so much for your purchase! All products from How to Teach Elementary School are meant to assist teachers in becoming effective instructional leaders for maximum student achievement. I hope this resource meets your expectations. I welcome questions, comments, and feedback. I can be reached at karen@howtoteachelementaryschool.com

Karen Kauso 😊


PROFESSIONAL LEARNING COMMUNITIES:

I support the PLC model used by many school districts, therefore, the download of this resource may be used by a single teacher AND shared within a collaborative teaching team at a single school site. To share this resource beyond your school site, please purchase a multi-use license.



Thank You



Fonts and Clip Art